

# Annual Standardized Assessment Data

Judy Stegemann & Dr. Elizabeth Walters

School Board Presentation  
July 25, 2022

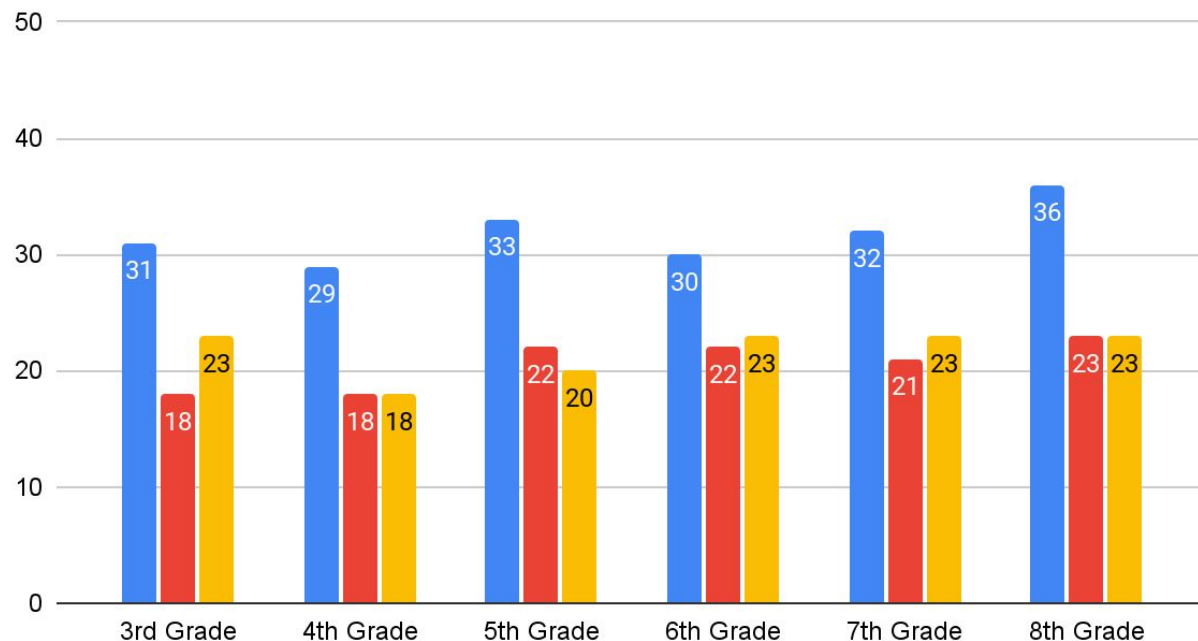


**WE ARE WAYNE!**

GREAT SCHOOLS :: GREAT COMMUNITY



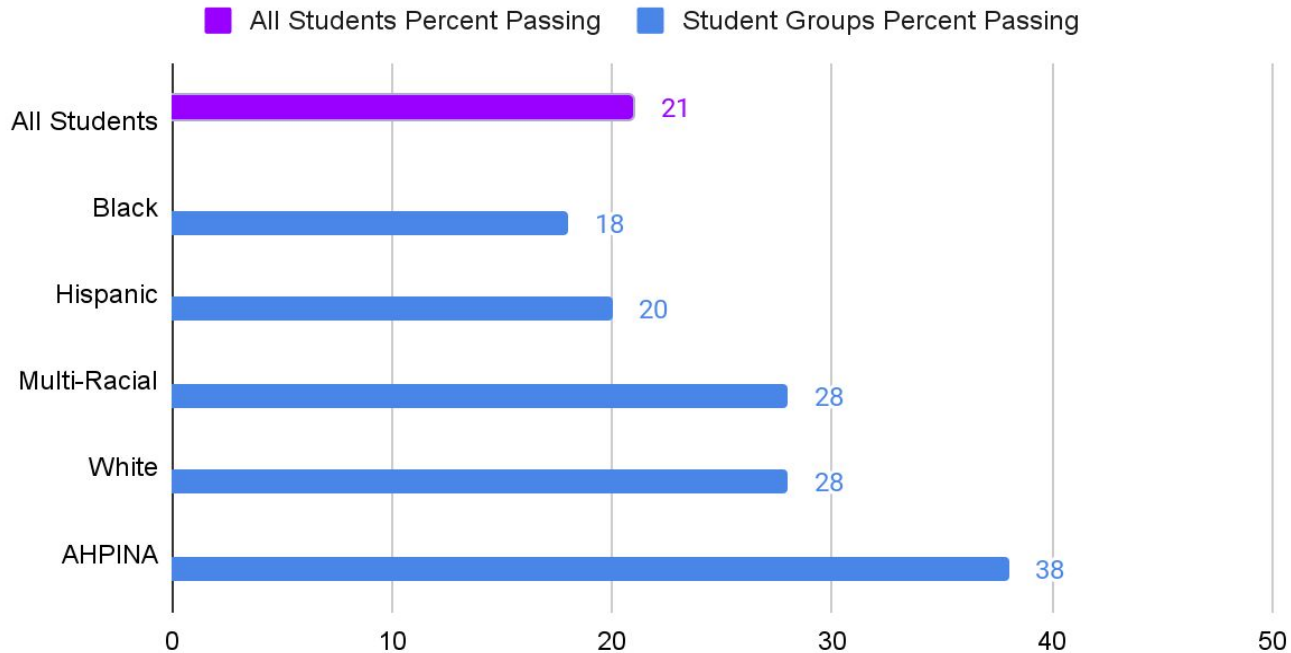
## ELA ILEARN Grade Level Percent Passing 2019 - 2022




**WE ARE WAYNE!**  
GREAT SCHOOLS :: GREAT COMMUNITY



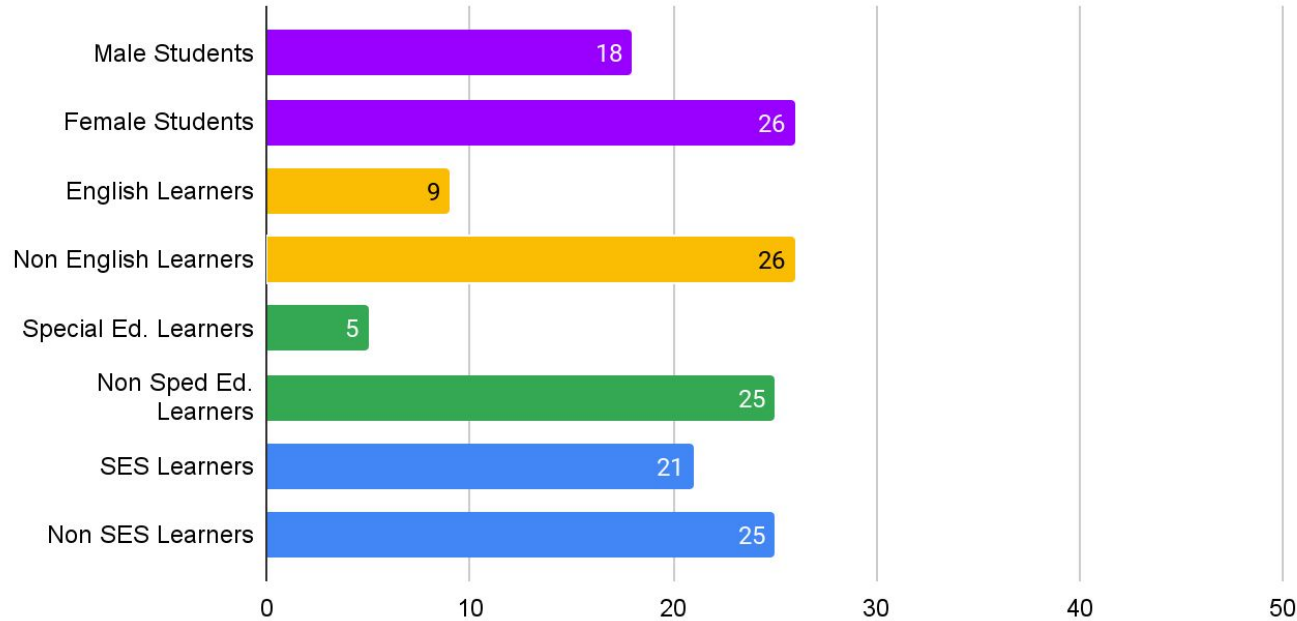
## ELA ILEARN Student Groups Percent Passing 2022




**WE ARE WAYNE!**  
GREAT SCHOOLS :: GREAT COMMUNITY



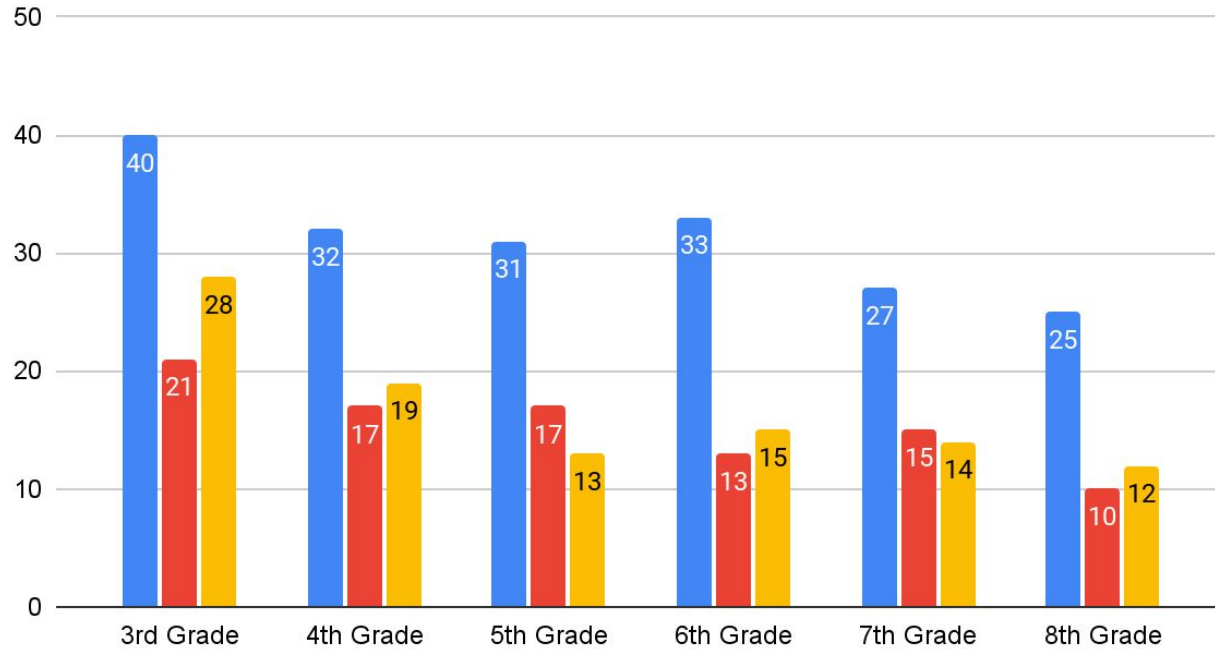
## ELA ILEARN Student Groups Percent Passing 2022



**WE ARE WAYNE!**  
GREAT SCHOOLS :: GREAT COMMUNITY




## Math ILEARN Grade Level Percent Passing 2019-2022



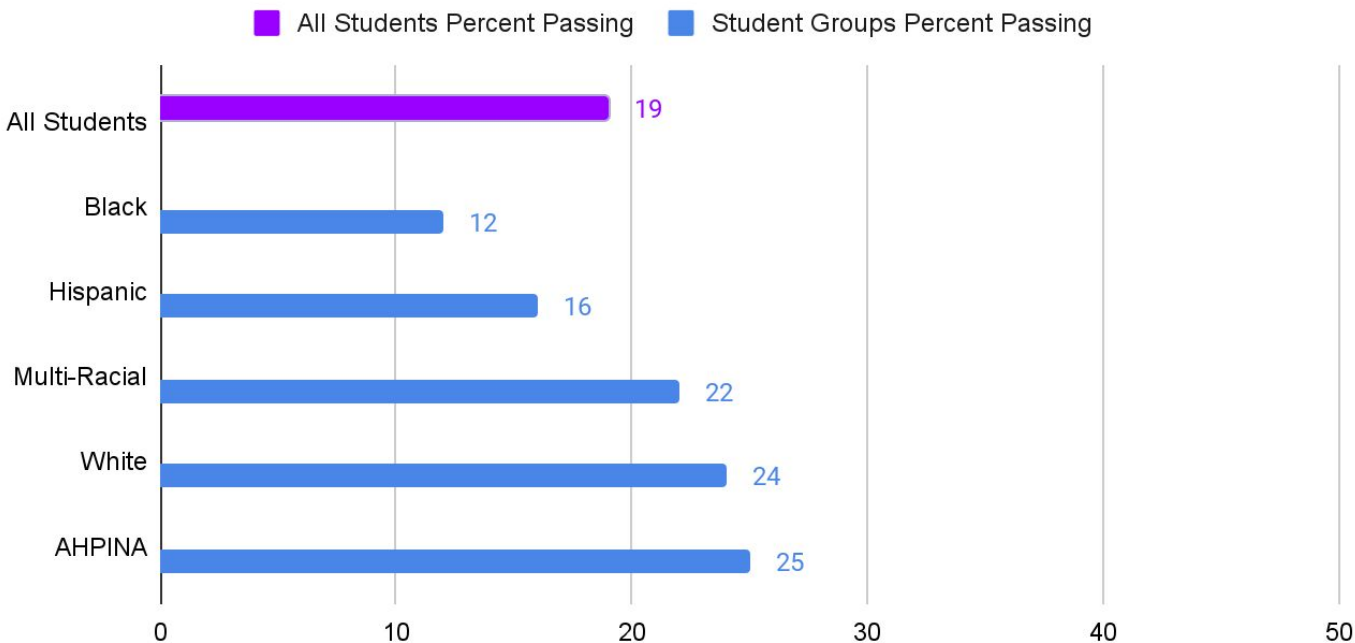
**WE ARE WAYNE!**

GREAT SCHOOLS :: GREAT COMMUNITY

ILEARN Math



## Math ILEARN Student Groups Percent Passing 2022



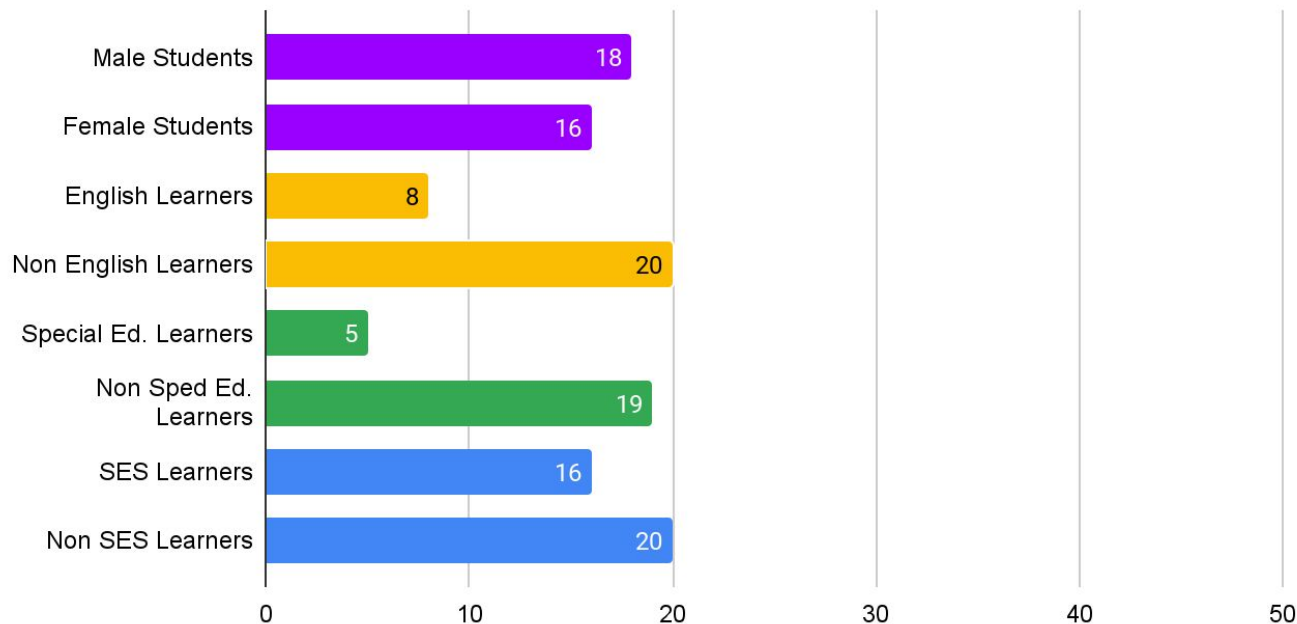
**WE ARE WAYNE!**

GREAT SCHOOLS :: GREAT COMMUNITY

ILEARN Math




## Math ILEARN Student Groups Percent Passing 2022

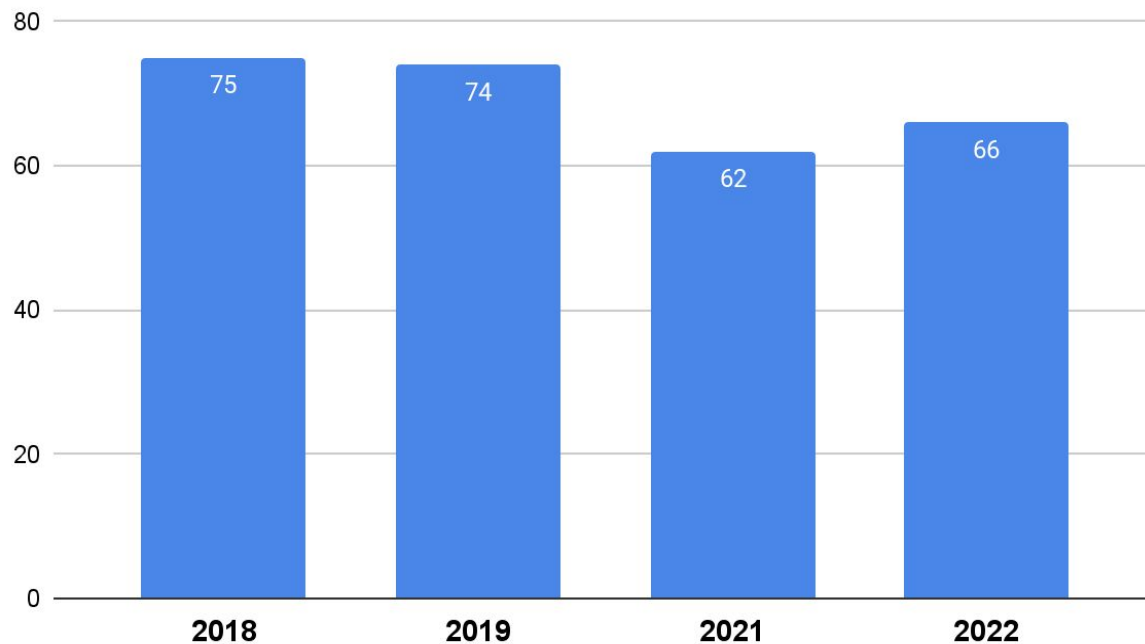


**WE ARE WAYNE!**

GREAT SCHOOLS :: GREAT COMMUNITY



## IREAD-3 Percentage Passing Rate 2018-2022



**WE ARE WAYNE!**

GREAT SCHOOLS :: GREAT COMMUNITY





## Variables Impacting Assessment and Accountability


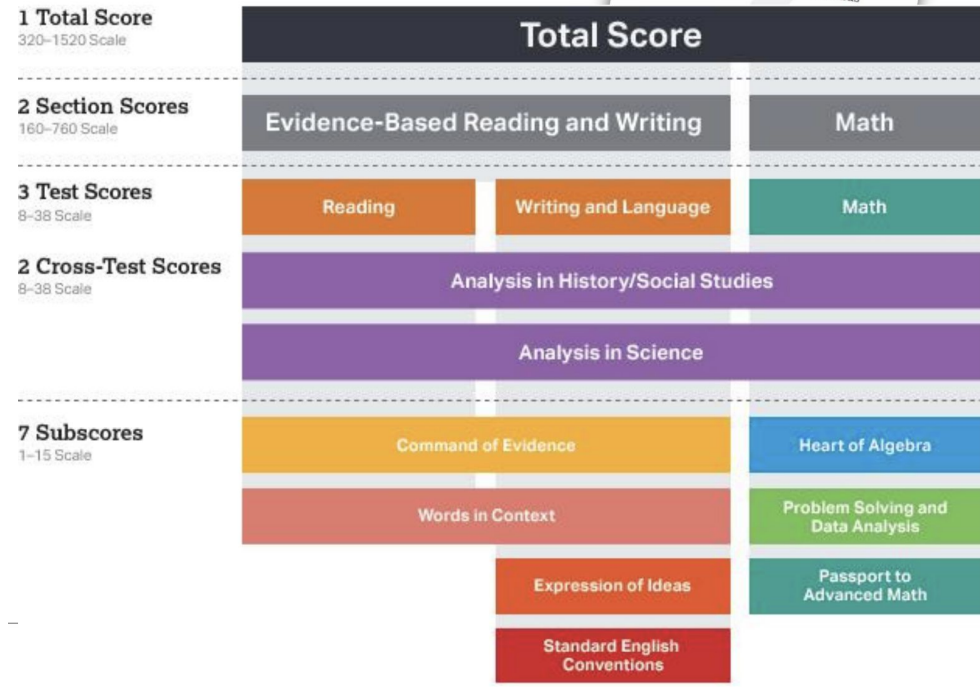
### ISTEP+ ILEARN Grades 3 - 8

	Indiana Standards	Report Card Formula	Assessment Vendor	ISTEP+ Part 1 Open Ended	ISTEP+ Part 2 Multiple Choice
2014	Academic Standards	Metric 1	ISTEP+ CTB	Paper Pencil	Paper Pencil
2015	College & Career	Metric 1	ISTEP+ CTB	Paper Pencil	Primarily P/P Few Online* Technology Enhanced
2016	College & Career	Metric 2 <i>(New)</i>	ISTEP+ Pearson	Paper Pencil*	All Online* Technology Enhanced
2017	College & Career	Metric 2	ISTEP+ Pearson	Paper Pencil*	All Online Technology Enhanced
2018	College & Career	Metric 2 ESSA Metric 3 <i>(New)</i> ESSA Metric 4 <i>(New)</i>	ISTEP+ Pearson	Paper Pencil*	All Online Technology Enhanced
2019	Academic Standards <a href="#">(Updated 17-18)</a>	State Report Card Federal Report Card	iLEARN American Institute for Research (AIR)	Completely Online Technology Enhanced	
2020	Pandemic No Assessment Administered				
2021	Academic Standards <a href="#">(Updated 17-18)</a>	State Report Card Federal Report Card	iLEARN American Institute for Research (AIR)	Completely Online Technology Enhanced	
2022	Academic Standards <a href="#">(Updated 17-18)</a>	State Report Card Federal Report Card	iLEARN American Institute for Research (AIR)	Completely Online Technology Enhanced	

	Variable Change		Pandemic Impact
--	-----------------	--	-----------------












# PSAT (grades 8, 9 & 10<sup>\*NMSQT</sup>)



	Grade 8	Grade 9	Grade 10	Grade 11	SAT	
Section Level	390	410	430	460	480	ERW
	430	450	480	510	530	MATH




# PSAT - 8th (Fall)




















School	Number of Test Takers	Mean Total Score 240-1440 ?	Mean Evidence-based Reading and Writing Score 120-720 ?	Mean Math Score 120-720 ?
⌵	⌵	⌵	⌵	⌵
Lynhurst 7 and 8 Grade Center 159119	471	766   	379   	387   
State ?	10,891	797   	401   	396   
Total Group ?	452,830	800   	402   	398   



**WE ARE WAYNE!**  
GREAT SCHOOLS :: GREAT COMMUNITY



# PSAT - 8th (Spring)




















School	Number of Test Takers	Mean Total Score 240-1440 	Mean Evidence-based Reading and Writing Score 120-720 	Mean Math Score 120-720 
				
Chapel Hill 7 and 8 Grade Center 159120	554	743   	370   	373   
State 	1,113	775   	388   	387   
Total Group 	31,210	825   	411   	414   



**WE ARE WAYNE!**  
GREAT SCHOOLS :: GREAT COMMUNITY




# PSAT - 9th























School	Number of Test Takers	Mean Total Score 240-1440 	Mean Evidence-based Reading and Writing Score 120-720 	Mean Math Score 120-720 
				
Ben Davis Ninth Grade Center 159008	1,021	800 	395 	404 
State 	17,911	879 	441 	438 
Total Group 	711,841	862 	432 	430 



**WE ARE WAYNE!**  
GREAT SCHOOLS :: GREAT COMMUNITY



# PSAT - 10th























School	Number of Test Takers	Mean Total Score 320-1520 	Mean Evidence-based Reading and Writing Score 160-760 	Mean Math Score 160-760 
				
Ben Davis High School 151650	962	796   	395   	401   
Ben Davis University High School 151762	134	863   	430   	433   
State 	65,538	898   	452   	446   
Total Group 	1,550,790	918   	465   	454   



**WE ARE WAYNE!**  
GREAT SCHOOLS :: GREAT COMMUNITY




# PSAT - 11th

School	Number of Test Takers	Mean Total Score 320-1520 	Mean Evidence-based Reading and Writing Score 160-760 	Mean Math Score 160-760 
				
Ben Davis High School 151650	772	840   	421   	419   
Ben Davis University High School 151762	117	933   	477   	456   
State 	51,313	952   	481   	471   
Total Group 	1,523,693	994   	506   	488   



## WE ARE WAYNE!

GREAT SCHOOLS :: GREAT COMMUNITY



# Teaching and Learning Collaborative

- Curriculum, Instruction, Assessment, and Technology
- Evidenced-based Interventions
- Family Member Engagement
- Transition Supports
- Culturally Responsive Pedagogy
- Career Awareness and Development







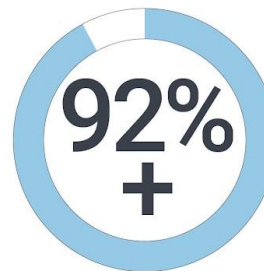
# Schools grow when people grow.



TRANSFORM YOUR SCHOOL OR DISTRICT WITH A PERSONALIZED APPROACH.



**2000+**  
Schools  
and Districts



of attendees find our  
workshops excellent  
or very good